

SIEMENS

Ysio Max

The most direct way to the image

siemens.com/ysio-max





It's more. It's MAX.

MAX – Multiple Advances in X-ray

It's more than just single features or functions. MAX offers multiple advances that touch multiple aspects of your daily work in radiography and fluoroscopy. MAX enables you to achieve the best image quality in the shortest amount of time for your system.

MAX is a unique Siemens innovation that is available with the Ysio Max radiography system, as well as the Luminos dRF Max and Luminos Agile Max fluoroscopy systems.

MAX is a result of Intelligent Innovation, our unique Siemens' way of seamlessly networking all system elements to give you more quality, synergies, and efficiency.

Experience the difference MAX makes with its multiple benefits, highlighted within MAX assistance and MAX detection.



MAX assistance

It's more than just ease of use. MAX is your personal intelligent assistant. MAX proactively works for you, supports and protects you, even in the most challenging situations. For the best possible image each and every time.

For example:

MAXalign – Get the tube and detector right every time. For reducing repeat exposures and saving time and patient dose.



MAX detection

It's more than just the detector plate. It's about applying Intelligent Innovation at every step of the image formation. For the right image each and every time.

For example:

MAX wi-D and MAX mini – lighter and thinner wireless detectors that are the right size and easy to swap. For MAX performance, image quality, and efficiency.

Ysio Max

The most direct way to the image

Featuring exceptional capabilities, remarkable speed, and outstanding image quality, Ysio Max exceeds everything you'd expect from an X-ray system. Intelligent Innovation lets you enjoy the proactive support of MAX assistance and the most comprehensive imaging technology of MAX detection.

Experience MAXalign

MAXalign eliminates the need to guess the tube angle in free exams. It displays the detector angle for you – you just align the tube accordingly. And get it right with the first shot.

Aim FAST

Aim FAST – Siemens' unique Free Axis Simultaneous Travel – ensures that the system always takes the fastest and safest way to the position you need. From one position to the next – no matter what the start or required end position is.

Feel MAX wi-D

Lighter, thinner, faster – because in your profession every gram, millimeter, and second count. MAX wi-D's comfortable handle and light weight make detector handling and positioning easier.

With enhanced ease of use and the most comprehensive imaging technology, Ysio Max exemplifies why detail matters in X-ray.





MAX assistance –
Works. Supports. Protects.

Experience MAXalign

A wide range of time-saving, easy-to-use MAX assistance features works for you, supports you, and protects you during each exam. For the best possible image every time with your system.

MAXalign – Get it right with the first shot

MAXalign displays the detector angle of MAX wi-D and MAX mini directly on MAXtouch. This eliminates the need to guess the detector angle and delivers enhanced image quality and consistency. Get it right with the first shot and save valuable time while protecting your patients from repeat exposures with free exams.

- Eliminates guessing the detector angle
- Delivers enhanced image quality and consistency
- Protects you and your patients from repeat exposures
- Saves valuable time



MAXalign
makes free exams easier and more accurate.

*Optional

MAXtouch – Maximized comfort at your fingertips

The intuitive MAXtouch color touchscreen provides all the information you need. Because patients and situations are different, you can change all image parameters and uniquely adjust the examination order, directly on MAXtouch. Keeping you close to the patient.

- Informs you about exam's progress with status messages
- Automatically adapts all system components to new imaging parameters

SmartOrtho – Faster and easier ortho imaging

SmartOrtho* features an automated tilting technique for long leg and full spine imaging. It acquires up to four images to cover the selected region, automatically determining the number of exposures required and composing them to a single image on the syngo FLC or on a separate workstation*.

- Available for the table and Bucky wall stand
- Works with MAX static and MAX wi-D



SmartOrtho
provides automated ortho imaging using a tilting technique.



Manual

Doe, John
10-10-1975

MAX wi-D portable lung

HFRLS
+ B

Ready

Generator

Tape Measure

0°

-43°

Setup

Device Position



MAX assistance –
Works. Supports. Protects.

Aim FAST

Ysio Max's highest level of automation provides effortless efficiency and helps increase patient throughput.

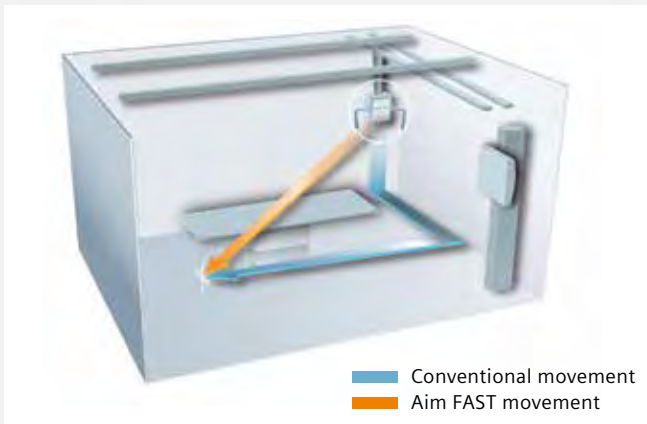
Aim FAST – Takes the fastest and safest way

Aim FAST* is more than just fast. It's Ysio Max's unique way of positioning the system with Free Axis Simultaneous Travel for parallel movement. This ensures that the system always takes the fastest and safest way to the position you need. From one position to the next – no matter what the start or the required end position is. For enhanced consistency in every exam.

- Over 1,000 user-defined, preset system positions
- Freely programmable positions for the table, Bucky wall stand, and free exams
- Adaptable to your examination room
- Individually configurable safety zones

SmartMove – The simplest way to position

Just one touch of the SmartMove button, located on the SmartTouch wireless remote control, and the system moves to the pre-defined position. SmartTouch protects you and your patients by only reacting to human touch, which eliminates unintentional movement.



Aim FAST
takes the fastest and safest way to the position you need.



SmartMove
moves the system directly where you need it with one touch.

*Optional

MAX detection –
For the right image.

Feel MAX wi-D

MAX detection optimizes every single step of the image formation, uniquely providing you with the most comprehensive imaging technology. So you can MAX your performance, efficiency, and image quality.

Three different detectors enable flexible configurations according to your clinical and workflow needs.

MAX wi-D – Lighter. Thinner. Faster.

Designed for flexible use with the table and Bucky wall stand, and for virtually all free examinations. An innovative charging mechanism automatically charges the detector when it's in the tray.

- 35 cm x 43 cm (14" x 17") wireless detector with a handle
- Only 3 kg (6.6 lbs) light
- Just 19 mm (0.7") thin
- Image preview in less than two seconds

MAX mini – The right size

Easily get the image you need in specialized exams with MAX mini. It's just the right size for orthopedic, pediatric, and trauma imaging.

- 24 cm x 30 cm (10" x 12") small wireless detector
- Only 1.6 kg (3.5 lbs) light
- Just 16 mm (0.6") thin
- Image preview in less than two seconds

MAXswap – The right way to share

Effortlessly swap multiple MAX wi-D and MAX mini detectors between multiple Ysio Max, Luminos dRF Max, and Luminos Agile Max systems. For the detector you need, when and where you need it.

- Safe, quick, and easy one-click registration
- Safeguards help ensure the right detector is in the right place at the right time
- Add more detectors as your needs grow or change

MAX static – Excellent patient coverage

Integrated in the Bucky wall stand or table, MAX static gives you the coverage you need and provides you with brilliant images as a basis for precise diagnosis.

- 43 cm x 43 cm / (17" x 17") fixed detector
- MAX image quality with 148 µm and over 9 million active pixels





MAX wi-D
is a 35 cm x 43 cm wireless detector that weighs only 3 kg,
is just 19 mm thin, and features a convenient handle.



MAXswap
enables easy and safe detector sharing between multiple
MAX systems.



MAX mini
is the right size for specialized exams,
at 24 cm x 30 cm, 1.6 kg, and 16 mm.

MAX image quality in radiography



Skull, p.a.



Ankle, lat.



Pelvis, a.p.



L-spine, a.p.



Pediatric chest, a.p., lying

Improved contrast and detail with DiamondView Plus



Without DiamondView Plus



With DiamondView Plus

Unlock the unseen diagnostic potential in chest



Digital chest X-ray



ClearRead Bone Suppression*



ClearRead Bone Suppression + Detect**

SmartOrtho* with automated tilting technique



Full leg, standing



Lower leg, 2 joints, lying



Full spine, standing



Full spine, standing, lat.

MAX detection –
For the right image.

MAX image quality

Ysio Max is equipped with advanced image processing tools that help enhance your image quality.

DiamondView Plus

Siemens' unique post-processing solution that automatically improves image contrast and detail, for outstanding image quality in all kinds of radiography exams.

- Reduced image noise, improved bone detail and soft tissue contrast, without increasing dose
- Pre-defined settings based on the organ program

syngo FLC

A fully-digital, one-stop system that manages your entire examination workflow – from registration and examination to post-processing and documentation.

- Intuitive and easy-to-learn user interface
- One user experience - common to all radiography and fluoroscopy systems from Siemens
- Proven in over 8,000 installations

ClearRead Bone Suppression™*

An advanced image enhancement technology that automatically suppresses bones on digital chest X-rays to further increase the clarity of chest X-rays.

- Increased soft tissue clarity and contrast-to-noise ratio
- Improved lung nodule visibility
- No additional radiation dose to the patient



ClearRead +Detect™**

An advanced computer-aided detection technology that automatically identifies potential lung nodules on a bone-suppressed X-ray image using a scalable marker.

- Improved visibility of 9–30 mm nodules***
- Up to 50% increased detection of missed nodules****
- No additional radiation dose to the patient

*Optional

**Optional and requires ClearRead Bone Suppression

***Riverain Medical FDA PMA Clinical Trial, MA no. P000041/S011

****C. White, T. Flukinger, J. Jeudy, J. Chen. Use of a Computer-Aided Detection System to Detect Missed Lung Cancer at Chest Radiography. Radiology. 2009 Jul;252(1):273-81

Ysio Max

The most direct way to the image

MAXalign

The detector angle is displayed on MAXtouch for easier, more accurate positioning in free exams.

MAX wi-D

Featuring a convenient handle, the 35 cm x 43 cm wireless detector weighs only 3 kg and is just 19 mm thin.

MAX mini

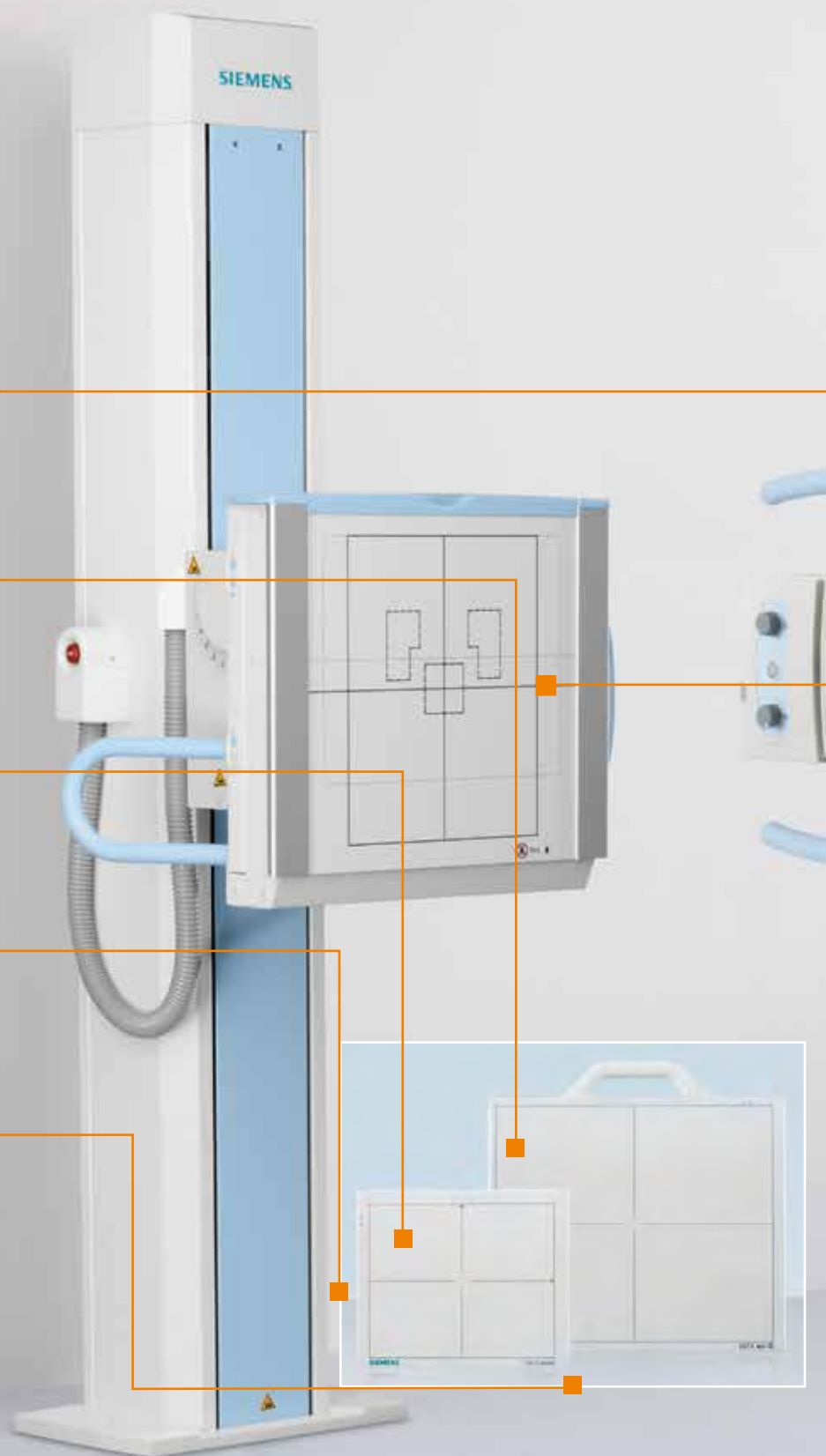
The right size for specialized exams at 24 cm x 30 cm, 1.6 kg and 16 mm.

MAXswap

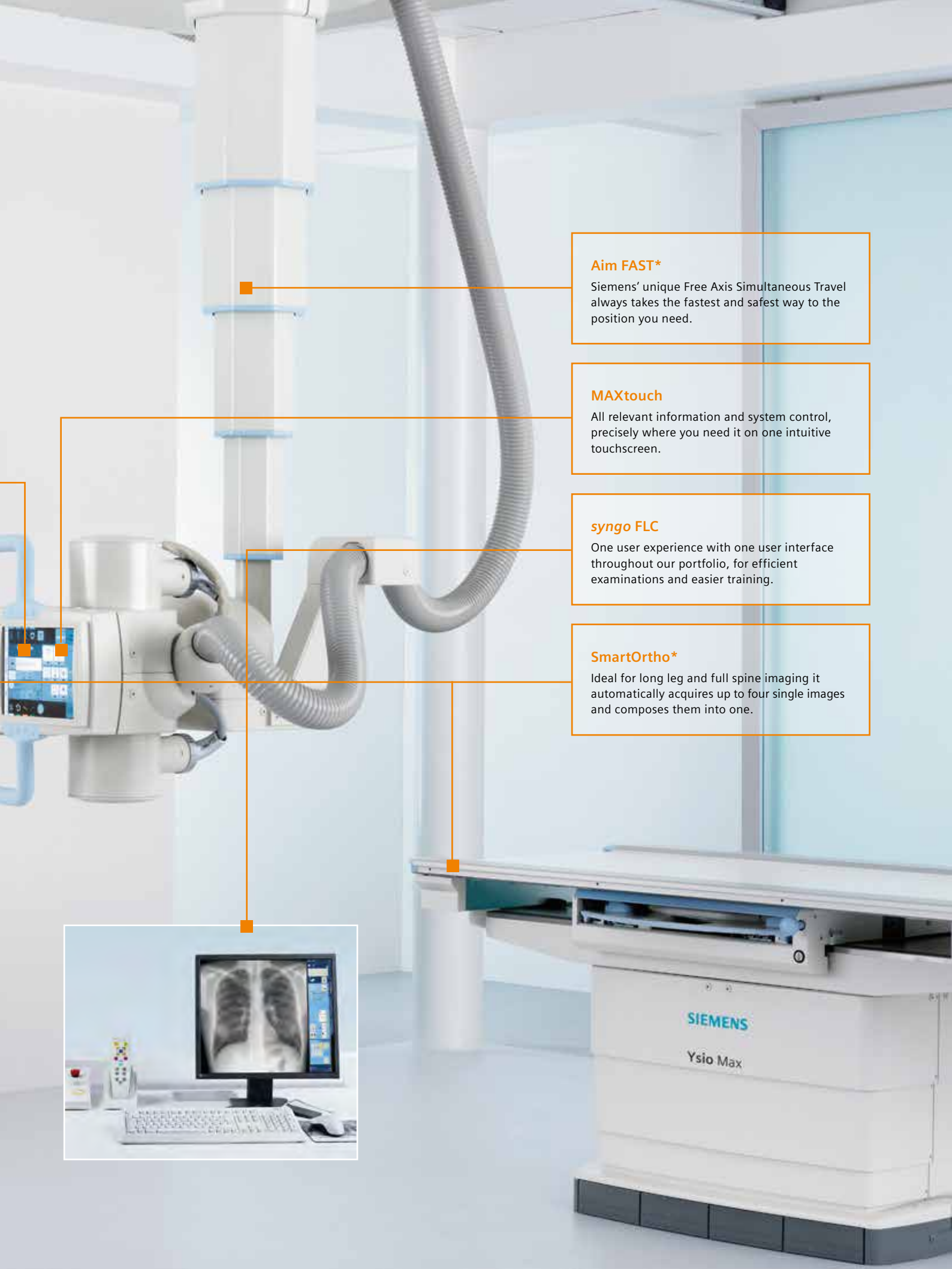
Conveniently swap multiple MAX wi-D and MAX mini detectors between multiple MAX systems.

MAX detector configurations

Supports a variety of detector configurations for a wide range of applications, with up to four detectors.



*Optional



Aim FAST*

Siemens' unique Free Axis Simultaneous Travel always takes the fastest and safest way to the position you need.

MAXtouch

All relevant information and system control, precisely where you need it on one intuitive touchscreen.

syngo FLC

One user experience with one user interface throughout our portfolio, for efficient examinations and easier training.

SmartOrtho*

Ideal for long leg and full spine imaging it automatically acquires up to four single images and composes them into one.



SIEMENS

Ysio Max

Ysio Max is not commercially available in all countries. Due to regulatory reasons, its future availability cannot be guaranteed. Please contact your local Siemens organization for further details.

On account of certain regional limitations of sales rights and service availability, we cannot guarantee that all products/services/features included in this brochure are available through the Siemens sales organization worldwide. Availability and packaging may vary by country and are subject to change without prior notice.

The information in this document contains general descriptions of the technical options available and may not always apply in individual cases.

Siemens reserves the right to modify the design and specifications contained herein without prior notice. Please contact your local Siemens sales representative for the most current information.

In the interest of complying with legal requirements concerning the environmental compatibility of our products (protection of natural resources and waste conservation), we may recycle certain components where legally permissible. For recycled components, we use the same extensive quality assurance measures as for factory-new components.

Any technical data contained in this document may vary within defined tolerances. Original images always lose a certain amount of detail when reproduced.

Siemens Healthcare Headquarters

Siemens Healthcare GmbH
Henkestr. 127
91052 Erlangen
Germany
Phone: +49 9131 84-0
siemens.com/healthcare

Order No. A91XP-70014-1C1-7600 | Printed in Germany | CC XP 1837 02162. | © Siemens Healthcare GmbH, 2016

siemens.com/healthcare